






Main

Range	Spacial
Accessory / separate part category	Enclosure accessory
Product or component type	Door
Application	Multi-purpose
For enclosure nominal dimensions	-
Mounting location	Front
Range compatibility	Spacial S3D
Device composition	1 door Locking system
Quantity per set	Set of 1

Complementary

Material	Door: sheet steel
Colour	Grey (RAL 7035)
Surface finish	Textured epoxy polyester
Lock type	Lock 3 mm double bar
Number of locks	1
Door type	Plain
Door opening side	Reversible (120 °)
Maximum load	50 kg/m ²
Height	600 mm nominal:
Width	400 mm nominal:
Net weight	2.97 kg

Offer Sustainability

Sustainable offer status	Green Premium product
REACH Regulation	 REACH Declaration
REACH free of SVHC	Yes
EU RoHS Directive	Pro-active compliance (Product out of EU RoHS legal scope)  EU RoHS Declaration
Mercury free	Yes
RoHS exemption information	 Yes
China RoHS Regulation	 China RoHS Declaration

Contractual warranty

Warranty	18 months
----------	-----------