


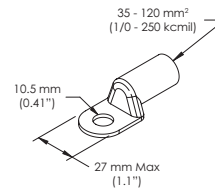
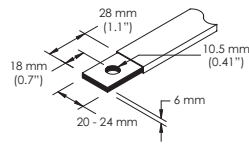
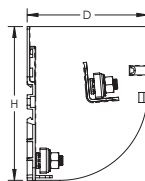
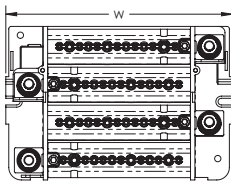


# TDL Compact Four Pole Distribution Block, 400 A – TDL-400A (563995)



- Connect nVent ERIFLEX Flexibar, insulated braided conductor or cable with lug on line side
- Tinned copper bars allows for copper or aluminum cable
- Transparent protection covers
- Easy and safe connections
- Easily clips onto DIN rail or mounts to panel with screws
- Solid bars provide reliability
- Input separated from outputs
- Supports wiring from both sides
- Design allows for visual inspection of conductor and confirmation of connection
- Large end terminals
- High percentage of fill ratio
- Wiring with or without terminal
- RoHS compliant
- Halogen free plastic housing excluding the blue protection cover



Part Number	TDL-400A
Article Number	563995
Material	Copper Thermoplastic
Finish	Tinned
Max Current Rating, IEC	400 A
Max Current Rating, UL/CSA	400 A
Short Term Withstand Current (Icw) 1s	23 kA
Peak Short Circuit Current (Ipk)	51 kA
Max Working Voltage, IEC (Ui)	1,000 VAC 1,500 VDC
Max Working Voltage, UL (Vin)	600 V
Line Side Number of Connections	1
Line Side Compact Stranded Wire Size	35 - 120 mm <sup>2</sup>
Line Side Conductor Width	20 - 24 mm
Line Side Stranded Wire Size - Ferrule	35 - 120 mm <sup>2</sup>
Line Side Wire Size	1/0 - 250 kcmil

Part Number	TDL-400A
Load Side Number of Connections	14
Load Side Compact Stranded Wire Size	(1) 10 - 50 mm <sup>2</sup> (2) 10 - 35 mm <sup>2</sup> (4) 6 - 25 mm <sup>2</sup> (7) 2,5 - 16 mm <sup>2</sup>
Load Side Stranded Wire Size - Ferrule	(1) 10 - 35 mm <sup>2</sup> (2) 10 - 25 mm <sup>2</sup> (4) 6 - 16 mm <sup>2</sup> (7) 2,5 - 10 mm <sup>2</sup>
Load Side Wire Size	(1) #6 - 1/0 (2) #8 - #1 (4) #10 - #3 (7) #10 - #5
Depth (D)	121 mm
Height (H)	156 mm
Width (W)	224 mm
Unit Weight	1.69 kg
Enclosure Rating	IP 10
Flammability Rating	UL® 94V-0
Complies With	IEC® 60947-7-1
Certifications	CE, ERIFLEX TDL cURus EAC 02942 (Russian Federation) RoHS
Standard Packaging Quantity	1 pc
UPC	78285663099
EAN-13	8711893059847

Design Guideline for Distribution Blocks, Power Blocks and Power Terminals										
Derating according to Ambient* Temperature (°C) to maintain working temperature of 85°C										
Ambient Temperature (°C)	30°	35°	40°	45°	50°	55°	60°	65°	70°	75°
Derating Coefficient (d)	1	1	1	0.94	0.88	0.82	0.75	0.67	0.58	0.47
*environment around the terminal blocks inside the enclosure										

Line side and load side number of connections are per pole.  
Blue protection cover is less than 7% of the overall product weight.

IEC is a registered trademark of the International Electrotechnical Commission. UL, UR, cUL, cULus and cURus are registered certification marks of UL LLC.

#### WARNING

nVent products shall be installed and used only as indicated in nVent's product instruction sheets and training materials. Instruction sheets are available at [www.erico.com](http://www.erico.com) and from your nVent customer service representative. Improper installation, misuse, misapplication or other failure to completely follow nVent's instructions and warnings may cause product malfunction, property damage, serious bodily injury and death and/or void your warranty.

© 2019 nVent All rights reserved

nVent, nVent CADDY, nVent ERICO, nVent ERIFLEX and nVent LENTON are owned by nVent or its global affiliates.

All other trademarks are the property of their respective owners. nVent reserves the right to change specifications without prior notice.