



Product designation				Motor protection relay
Product type designation				RF38
General characteristics				
Number of poles	nr.			3
Overvoltage category				III
Pollution degree				3
Frontal IP degree				IP20
Type of release				Thermal
Protection fuse				
		gG (IEC)	A	6 A
		aM (IEC)	A	4 A
		RK5 (UL)	A	10 A
Phase failure detection				NO
Reset mode				Manual or automatic
Power circuit characteristics				
Operating frequency		Operational frequency max	Hz	400 1/s
Operating current		Operational current min	A	1.6 A
		Operational current max	A	2.5 A
Tripping class				10A
Test Button				YES
Trip indicator				YES
Terminals		type	Screw and washer	
		screw	M4	
		tool	Phillips 2	
Conductor section		AWG max	8	
Auxiliary circuit characteristics				
Auxiliary contacts		NO	nr.	1
		NC	nr.	1
Operating current AC15		24V	A	3 A
		120V	A	3 A
		240V	A	1.5 A
		380V	A	0.95 A
		480V	A	0.75 A
		500V	A	0.72 A
		600V	A	0.6 A
Operating current DC13				

	125V	A	0.11 A
	600V	A	0.22 A
Conventional free air thermal current I _{th}		A	10 A

Terminals

type	Screw and washer
screw	M3,5
tool	Phillips 2

UL/CSA and IEC/EN 60947-5-1 designation	B600-R300
---	-----------

Ambient conditions

Max altitude	m	3000
--------------	---	------

Mechanical features

Operating position	normal allowable	Vertical plan ±30°
--------------------	------------------	--------------------

Weight	g	0.16 kg
--------	---	---------

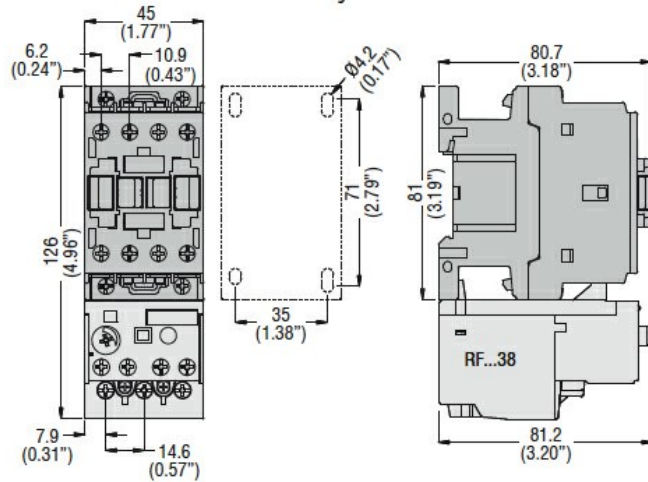
UL technical data

Full-load current (FLA) for three-phase AC motor

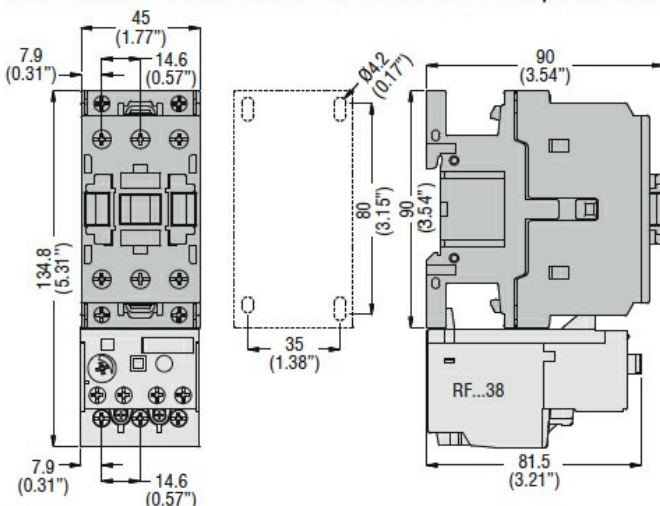
at 480V	A	2.5 A
at 600V	A	2.5 A

Dimensions

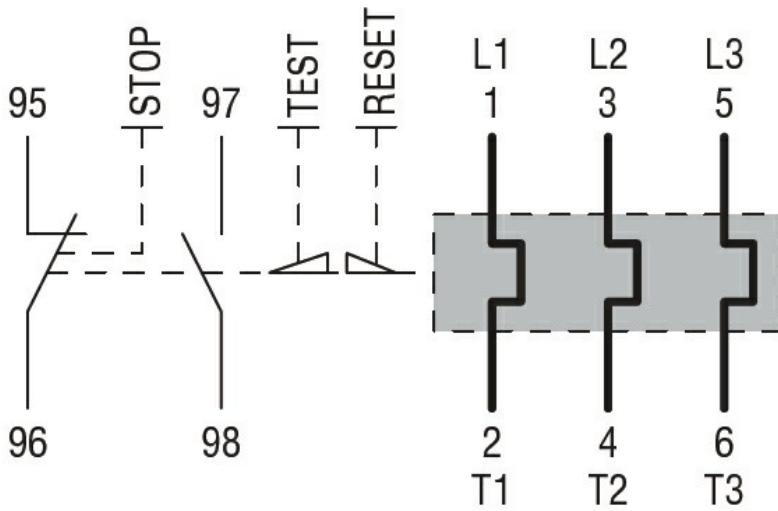
BF00 A... BF09 A... - BF12 A... - BF18 A... - BF25 A... three poles with **RF...38** thermal overload relay



BF26 00A... - BF32 00A... - BF38 00A... three poles with **RF...38** thermal overload relay



Wiring diagrams



Certifications and compliance

Compliance

CSA C22.2 n° 14
IEC/EN 60947-1
IEC/EN 60947-4-1
UL508

Certifications

CCC
cULus
EAC