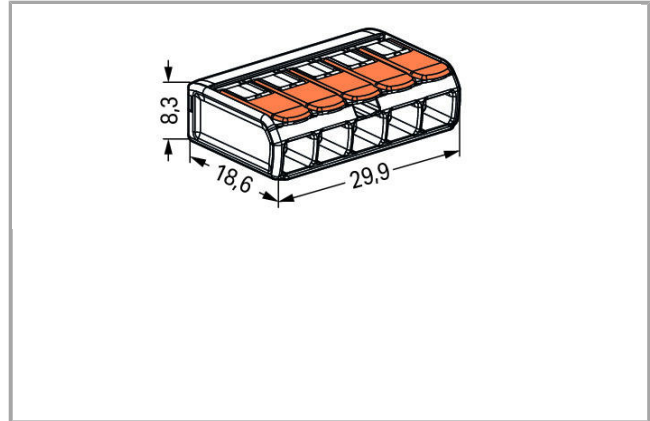


## Data sheet | Item number: 221-415

COMPACT Splicing Connector; for all conductor types; max. 4 mm<sup>2</sup>; 5-conductor; with levers; transparent housing; Surrounding air temperature: max 85°C (T85)



[www.wago.com/221-415](http://www.wago.com/221-415)



RoHS  **Compliant** [BOMcheck.net](https://www.bomcheck.net)



### Item description

Your Benefits:

- Easy to use: Pull the lever up, insert a conductor and push the lever back down
- Available as 2-, 3- and 5-wire connectors
- Easily terminate conductors from 0.14 to 4 mm<sup>2</sup>, as well as solid and stranded conductors from 0.2 to 4 mm<sup>2</sup> (24 ... 12 AWG).
- Time savings for installers and device manufacturers.
- Quickly install devices with higher levels of power consumption.
- Safely install long cable runs with larger conductor cross sections.
- Mounting carrier for installation conforming to standards

- Custom carriers are possible

**Safety information 1:**

In grounded power lines

**Data****Electrical data****Ratings per IEC/EN 60664-1**

Rated voltage (II / 2)	450 V
Rated impulse voltage (II / 2)	4 kV
Rated current	32 A

**Connection data**

Connection technology	CAGE CLAMP®
Actuation type	Lever
Connectable conductor materials	Copper
Nominal cross section	4 mm <sup>2</sup>
Solid conductor	0.2 ... 4 mm <sup>2</sup> / 24 ... 12 AWG
Stranded conductor	0.2 ... 4 mm <sup>2</sup> / 24 ... 12 AWG
Fine-stranded conductor	0.14 ... 4 mm <sup>2</sup> / 24 ... 12 AWG
Strip length	11 mm / 0.43 inch
Total number of connection points	5
Total number of potentials	1
Type of wiring	Side-entry wiring
Leiterquerschnitte eindrätig	0.2 mm <sup>2</sup>

**Geometrical Data**

Width	29.9 mm / 1.177 inch
Height	8.3 mm / 0.327 inch
Depth	18.6 mm / 0.732 inch

**Material Data**

Color	transparent
Flammability class per UL94	V2
Weight	4.048 g

**Environmental Requirements**

Surrounding air (operating) temperature	85 °C
---	-------



Continuous operating temperature	105 °C
T-Marking per EN 60998	T85

### Commercial data




Product Group	7 (Push Wire Conn.)
Country of origin	DE
GTIN	4055143234658
Customs Tariff No.	85369010000

### Approvals / Certificates


#### Country specific Approvals

Logo	Approval	Additional Approval Text	Certificate name
	CCA DEKRA Certification B.V.	EN 60998	NTR NL-7642
	CCA DEKRA Certification B.V.	EN 60998	71-101731

#### Ship Approvals

Logo	Approval	Additional Approval Text	Certificate name
	ABS American Bureau of Shipping	-	18-HG1755093-PDA
	DNV GL Det Norske Veritas, Germanischer Lloyd	EN 60998	TAE000015T
	LR Lloyds Register	EN 60998	04/20013 (E8)

#### UL-Approvals








Logo	Approval	Additional Approval Text	Certificate name
	UL Underwriters Laboratories Inc.	UL 467	E201573
	UL	UL 486C	E69654



Underwriters Laboratories Inc.

## Compatible products

### Mounting adapter

	<b>Item no.: 221-500</b> Mounting carrier; 221 Series - 4 mm <sup>2</sup> ; for DIN-35 rail mounting/screw mounting	<a href="http://www.wago.com/221-500">www.wago.com/221-500</a>
	<b>Item no.: 221-505</b> Mounting carrier; for 5-conductor terminal blocks; 221 Series - 4 mm <sup>2</sup> ; for screw mounting	<a href="http://www.wago.com/221-505">www.wago.com/221-505</a>
	<b>Item no.: 221-505/000-004</b> Mounting carrier; for 5-conductor terminal blocks; 221 Series - 4 mm <sup>2</sup> ; for screw mounting	<a href="http://www.wago.com/221-505/000-004">www.wago.com/221-505/000-004</a>
	<b>Item no.: 221-515</b> Mounting carrier; for 5-conductor terminal blocks; 221 Series - 4 mm <sup>2</sup> ; with snap-in mounting foot for horizontal mounting	<a href="http://www.wago.com/221-515">www.wago.com/221-515</a>
	<b>Item no.: 221-515/000-004</b> Mounting carrier; for 5-conductor terminal blocks; 221 Series - 4 mm <sup>2</sup> ; with snap-in mounting foot for horizontal mounting	<a href="http://www.wago.com/221-515/000-004">www.wago.com/221-515/000-004</a>
	<b>Item no.: 221-525</b> Mounting carrier; for 5-conductor terminal blocks; 221 Series - 4 mm <sup>2</sup> ; with snap-in mounting foot for vertical mounting	<a href="http://www.wago.com/221-525">www.wago.com/221-525</a>
	<b>Item no.: 221-525/000-004</b> Mounting carrier; for 5-conductor terminal blocks; 221 Series - 4 mm <sup>2</sup> ; with snap-in mounting foot for vertical mounting	<a href="http://www.wago.com/221-525/000-004">www.wago.com/221-525/000-004</a>

## Downloads

### Documentation

#### Bid Text

221-415		doc 25.6 kB	Download
---------	--	----------------	----------

#### Additional Information

Technical explanations	Apr 3, 2019	pdf 2.1 MB	Download
------------------------	-------------	---------------	----------

## CAD/CAE - Smart Data

### CAD data

3D Download 221-415		URL	Download
---------------------	--	-----	----------



EPLAN

EPLAN Data Portal

[Download](#)

---

Subject to changes.

---

WAGO Kontakttechnik GmbH & Co. KG  
Hansastr. 27  
32423 Minden  
Phone: +49571 887-0 | Fax: +49571 887-169  
Email: [info.de@wago.com](mailto:info.de@wago.com) | Web: [www.wago.com](http://www.wago.com)

Do you have any questions about our products?  
We are always happy to take your call at +49 (571) 887-44222.