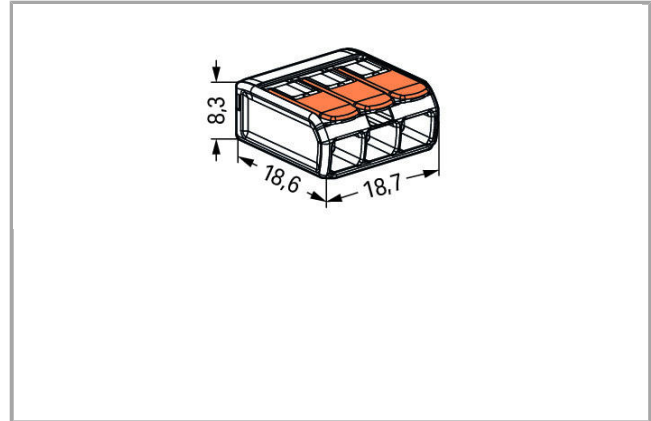


Data sheet | Item number: 221-413

COMPACT Splicing Connector; for all conductor types; max. 4 mm²; 3-conductor; with levers; transparent housing; Surrounding air temperature: max 85°C (T85)



www.wago.com/221-413



RoHS Compliant [BOMcheck.net](https://www.bomcheck.net)



Item description

Your Benefits:

- Easy to use: Pull the lever up, insert a conductor and push the lever back down
- Available as 2-, 3- and 5-wire connectors
- Easily terminate conductors from 0.14 to 4 mm², as well as solid and stranded conductors from 0.2 to 4 mm² (24 ... 12 AWG).
- Time savings for installers and device manufacturers.
- Quickly install devices with higher levels of power consumption.



- Safely install long cable runs with larger conductor cross sections.
- Mounting carrier for installation conforming to standards
- Custom carriers are possible

Safety information 1:

In grounded power lines

Data**Electrical data****Ratings per IEC/EN 60664-1**

Rated voltage (II / 2)	450 V
Rated impulse voltage (II / 2)	4 kV
Rated current	32 A

Connection data

Connection technology	CAGE CLAMP®
Actuation type	Lever
Connectable conductor materials	Copper
Nominal cross section	4 mm ²
Solid conductor	0.2 ... 4 mm ² / 24 ... 12 AWG
Stranded conductor	0.2 ... 4 mm ² / 24 ... 12 AWG
Fine-stranded conductor	0.14 ... 4 mm ² / 24 ... 12 AWG
Strip length	11 mm / 0.43 inch
Total number of connection points	3
Total number of potentials	1
Type of wiring	Side-entry wiring
Leiterquerschnitte eindrätig	0.2 mm ²

Geometrical Data

Width	18.7 mm / 0.736 inch
Height	8.3 mm / 0.327 inch
Depth	18.6 mm / 0.732 inch

Material Data

Color	transparent
Flammability class per UL94	V2
Weight	2.527 g

Environmental Requirements



Surrounding air (operating) temperature	85 °C
Continuous operating temperature	105 °C
T-Marking per EN 60998	T85

Commercial data

Product Group	7 (Push Wire Conn.)
Country of origin	DE
GTIN	4050821808442

Approvals / Certificates


Country specific Approvals


Logo	Approval	Additional Approval Text	Certificate name
	CCA DEKRA Certification B.V.	EN 60998	71- 101731
	CCA DEKRA Certification B.V.	EN 60998	NTR NL- 7642

Ship Approvals

Logo	Approval	Additional Approval Text	Certificate name
	ABS American Bureau of Shipping	-	18- HG1755093- PDA
	DNV GL Det Norske Veritas, Germanischer Lloyd	EN 60998	TAE000015T
	LR Lloyds Register	EN 60998	04/20013 (E8)








UL-Approvals

Logo	Approval	Additional Approval Text	Certificate name
	UL Underwriters Laboratories Inc.	UL 467	E201573

	<p>UL Underwriters Laboratories Inc.</p>	<p>UL 486C</p>	<p>E69654</p>
--	---	----------------	---------------

Compatible products

Mounting adapter

	<p>Item no.: 221-500 Mounting carrier; 221 Series - 4 mm²; for DIN-35 rail mounting/screw mounting</p>	<p>www.wago.com/221-500</p>
	<p>Item no.: 221-503 Mounting carrier; for 3-conductor terminal blocks; 221 Series - 4 mm²; for screw mounting</p>	<p>www.wago.com/221-503</p>
	<p>Item no.: 221-503/000-004 Mounting carrier; for 3-conductor terminal blocks; 221 Series - 4 mm²; for screw mounting</p>	<p>www.wago.com/221-503/000-004</p>
	<p>Item no.: 221-513 Mounting carrier; for 3-conductor terminal blocks; 221 Series - 4 mm²; with snap-in mounting foot for horizontal mounting</p>	<p>www.wago.com/221-513</p>
	<p>Item no.: 221-513/000-004 Mounting carrier; for 3-conductor terminal blocks; 221 Series - 4 mm²; with snap-in mounting foot for horizontal mounting</p>	<p>www.wago.com/221-513/000-004</p>
	<p>Item no.: 221-523 Mounting carrier; for 3-conductor terminal blocks; 221 Series - 4 mm²; with snap-in mounting foot for vertical mounting</p>	<p>www.wago.com/221-523</p>
	<p>Item no.: 221-523/000-004 Mounting carrier; for 3-conductor terminal blocks; 221 Series - 4 mm²; with snap-in mounting foot for vertical mounting</p>	<p>www.wago.com/221-523/000-004</p>

Downloads

Documentation

Additional Information

<p>Technical explanations</p>	<p>Apr 3, 2019</p>	<p>pdf 2.1 MB</p>	<p>Download</p>
-------------------------------	--------------------	-----------------------	-----------------

CAD/CAE - Smart Data

CAD data

<p>3D Download 221-413</p>	<p>URL</p>	<p>Download</p>
----------------------------	------------	-----------------

EPLAN

<p>EPLAN Data Portal</p>	<p>Download</p>
--------------------------	-----------------



Subject to changes.

WAGO Kontakttechnik GmbH & Co. KG
Hansastr. 27
32423 Minden
Phone: +49571 887-0 | Fax: +49571 887-169
Email: info.de@wago.com | Web: www.wago.com

Do you have any questions about our products?
We are always happy to take your call at 01788 568 008.