

## Data Sheet | Item Number: 2009-115

WMB-Inline; for Smart Printer; 1500 pieces on roll; stretchable 5 - 5.2 mm; plain; snap-on type; white

<https://www.wago.com/2009-115>



Color: ■ white

### Technical data

Suitable	for WAGO Rail-Mount Terminal Blocks
Marking method	Thermal transfer
Marking	plain
Delivery form	Marker card
Delivery form configuration	1,500 WMB markers (5 mm)/reel
Flammability class per UL94	V2
Printing device	Smart Printer (thermal transfer printer)

### Physical data

Marker/strip width	5 ... 5.2 mm
Marker width	5 mm

### Mechanical data

Smear resistance	in conjunction with 258-5005 Ink Ribbon
------------------	---

### Material data

Color	white
UV resistance	EN 60068-2-5:2010 Procedure B
Halogen-free	Yes
Weight	123.8 g
Fire load	2.353 MJ

## Environmental requirements

### Environmental Testing

Test specification: Railway applications – Rolling stock – Electronic equipment	DIN EN 50155 (VDE 0115-200):2022-06
Test procedure: Railway applications – Rolling stock equipment – Vibration and shock tests	DIN EN 61373 (VDE 0115-0106):2011-04
Spectrum/Mounting location	Service life test, Category 1, Class A/B
Functional test with noise-like oscillations	Test passed according to Section 8 of the standard
Frequency	$f_1 = 5 \text{ Hz}$ to $f_2 = 150 \text{ Hz}$
Acceleration	0.101g (highest test level used for all axes)
Test duration per axis	10 min.
Test directions	X, Y and Z axes
Monitoring of contact faults and interruptions	Passed
Voltage drop measurement before and after each axis	Passed
Simulated service life test through increased levels of noise-like oscillations	Test passed according to Section 9 of the standard
Frequency	$f_1 = 5 \text{ Hz}$ to $f_2 = 150 \text{ Hz}$
Acceleration	0.572g (highest test level used for all axes)
Test duration per axis	5 h
Test directions	X, Y and Z axes
Extended testing: Monitoring of contact faults and interruptions	Passed
Extended testing: Voltage drop measurement before and after each axis	Passed
Shock test	Test passed according to Section 10 of the standard
Shock pulse form	Half sine
Acceleration	5g (highest test level used for all axes)
Shock duration	30 ms
Number of shocks (per axis)	3 pos. und 3 neg.
Test directions	X, Y and Z axes
Extended testing: Monitoring of contact faults and interruptions	Passed
Extended testing: Voltage drop measurement before and after each axis	Passed
Vibration and shock stress for rolling stock equipment	Passed

### Commercial data

Product Group	2 (Terminal Block Accessories)
PU (SPU)	1 pcs
Packaging type	Bag
Country of origin	DE
GTIN	4044918923590
Customs tariff number	39269097900

**Product Classification**

UNSPSC	55121731
eCl@ss 10.0	27-14-11-37
eCl@ss 9.0	27-14-11-37
ETIM 9.0	EC000761
ETIM 10.0	EC000761
ECCN	NO US CLASSIFICATION

**Environmental Product Compliance**

RoHS Compliance Status	Compliant, No Exemption
------------------------	-------------------------

**Approvals / Certificates**

**Declarations of conformity and manufacturer's declarations**



Approval	Standard	Certificate Name
Railway WAGO GmbH & Co. KG	-	Railway Ready

**Downloads**

**Environmental Product Compliance**

Compliance Search
Environmental Product Compliance 2009-115 <a href="#">↓</a>




**Documentation**

Additional Information			
Allocation roller printing material	001.12.2016 10.09.2020	pdf 139.96 KB	<a href="#">↓</a>

Bid Text			
2009-115	19.02.2019	xml 2.58 KB	<a href="#">↓</a>
2009-115	04.01.2018	doc 23.50 KB	<a href="#">↓</a>

Operating Instructions			
2009-115 Information on printing material	1 28.08.2020	pdf 1230.84 KB	<a href="#">↓</a>

## CAD/CAE-Data

CAD data	CAE data
2D/3D Models 2009-115 	EPLAN Data Portal 2009-115 
	ZUKEN Portal 2009-115 

## 1 Compatible Products

### 1.1 Optional Accessories

#### 1.1.1 Marking

##### 1.1.1.1 Accessories for marking devices



**Item No.: 258-5007**


Roller; for Smart Printer; for WMB-Inline WA-GO (2009-115, -114, -113); 1 grinding device

## Installation Notes

### Application



Separating an individual marker from the WMB marker strip – for larger terminal blocks.



Snapping a marking strip into the marker slot.

## Marking



Snapping a WMB marker strip into the marker slot of the double marker carrier.



Snapping a marking strip into the marker slot.