

# Data Sheet | Item Number: 2004-404

Jumper; 4-way; insulated; light gray

<https://www.wago.com/2004-404>



Color: ■ light gray

## Electrical data

### Ratings per IEC/EN

Nominal voltage (III/3)	800 V
Rated current	32 A

### Ex information

Rated current (Ex e II)	30 A
-------------------------	------

## Physical data

Width	22.8 mm / 0.898 inches
Height	4.1 mm / 0.161 inches
Depth	19 mm / 0.748 inches
Jumper assignment	1-2-3-4

## Material data

Note (material data)	<a href="#">Information on material specifications can be found here</a>
Color	light gray
Material group	I
Insulation material (main housing)	Polyamide (PA66)
Flammability class per UL94	V0
Fire load	0.013 MJ
Weight	3.1 g

## Environmental requirements

Processing temperature	-35 ... +85 °C
Continuous operating temperature	-60 ... +105 °C

### Environmental Testing

Test specification: Railway applications – Rolling stock – Electronic equipment	DIN EN 50155 (VDE 0115-200):2022-06
Test procedure: Railway applications – Rolling stock equipment – Vibration and shock tests	DIN EN 61373 (VDE 0115-0106):2011-04

## Environmental Testing

Spectrum/Mounting location	Service life test, Category 1, Class A/B
Functional test with noise-like oscillations	Test passed according to Section 8 of the standard
Frequency	$f_1 = 5 \text{ Hz}$ to $f_2 = 150 \text{ Hz}$
Acceleration	0.101g (highest test level used for all axes)
Test duration per axis	10 min.
Test directions	X, Y and Z axes
Monitoring of contact faults and interruptions	Passed
Voltage drop measurement before and after each axis	Passed
Simulated service life test through increased levels of noise-like oscillations	Test passed according to Section 9 of the standard
Frequency	$f_1 = 5 \text{ Hz}$ to $f_2 = 150 \text{ Hz}$
Acceleration	0.572g (highest test level used for all axes)
Test duration per axis	5 h
Test directions	X, Y and Z axes
Extended testing: Monitoring of contact faults and interruptions	Passed
Extended testing: Voltage drop measurement before and after each axis	Passed
Shock test	Test passed according to Section 10 of the standard
Shock pulse form	Half sine
Acceleration	5g (highest test level used for all axes)
Shock duration	30 ms
Number of shocks (per axis)	3 pos. und 3 neg.
Test directions	X, Y and Z axes
Extended testing: Monitoring of contact faults and interruptions	Passed
Extended testing: Voltage drop measurement before and after each axis	Passed
Vibration and shock stress for rolling stock equipment	Passed

## Commercial data

Product Group	22 (TOPJOB S)
PU (SPU)	25 pcs
Packaging type	Bag
Country of origin	DE
GTIN	4055143699846
Customs tariff number	85366990990

## Product Classification

UNSPSC	39121410
eCl@ss 10.0	27-14-11-40
eCl@ss 9.0	27-14-11-40
ETIM 9.0	EC000489
ETIM 10.0	EC000489
ECCN	NO US CLASSIFICATION

Environmental Product Compliance	
RoHS Compliance Status	Compliant, No Exemption

### Approvals / Certificates

#### Declarations of conformity and manufacturer's declarations



Approval	Standard	Certificate Name
Railway WAGO GmbH & Co. KG	-	Railway Ready

### Downloads

#### Environmental Product Compliance

Compliance Search	
Environmental Product Compliance 2004-404	<a href="#">↓</a>

### Documentation

Bid Text			
2004-404	19.02.2019	xml 2.51 KB	<a href="#">↓</a>
2004-404	28.04.2017	doc 23.50 KB	<a href="#">↓</a>



### CAD/CAE-Data

CAD data	
2D/3D Models 2004-404	<a href="#">↓</a>

CAE data	
EPLAN Data Portal 2004-404	<a href="#">↓</a>
WSCAD Universe 2004-404	<a href="#">↓</a>
ZUKEN Portal 2004-404	<a href="#">↓</a>

Installation Notes


Commoning



Insert push-in type jumper bar and push down until it hits backstop.

**Removing a push-in type jumper bar:**  
 Insert the operating tool between the jumper and partition wall of the dual jumper slots, then lift up the jumper.  
 Place the operating tool in the center of jumpers for up to five contacts (see above), or alternately on both sides for jumpers with more than five contacts.




Commoning



Custom jumpers are created by breaking and removing jumper contacts (2000, 2001, 2002, 2004 Series).

Marking with a felt-tip pen.

Commoning



Stepping down via push-in type jumper bar.

**Stepping down via push-in type jumper bar:**  
 Commoning via closed terminal side with end plate allows jumpering over two cross-section sizes, e.g., from 16 mm<sup>2</sup> (6 AWG) to 6 mm<sup>2</sup> (10 AWG) or from 6 mm<sup>2</sup> (10 AWG) to 2.5 mm<sup>2</sup> (14 AWG) (see illustration above).

**Stepping down via push-in type jumper bar:**  
 Commoning via open terminal side with end plate allows jumpering over two cross-section sizes for 16 mm<sup>2</sup> (6 AWG) and 10 mm<sup>2</sup> (8 AWG) and one cross-section size for 6/4/2.5 mm<sup>2</sup> (10/12/14 AWG). An example: from 16 mm<sup>2</sup> (6 AWG) to 6 mm<sup>2</sup> (10 AWG) (see illustration above) or from 10 mm<sup>2</sup> (8 AWG) to 4 mm<sup>2</sup> (12 AWG).

**Note:**  
 The total current of the outgoing circuits must not exceed the nominal current of the step-down jumper/push-in type jumper bar.