



IP 66/69 | TYPE 4X, 12, 13 | IK08



The nVent HOFFMAN Hygienic Design HDW range is designed and constructed with special materials for high sanitary operations and ease of thorough cleaning. The gapless design, the self-drainable high-polished surfaces, together with a high protection degree help reduce non operative hours, such as cleaning and maintenance, which leads to increased productivity.

Material: Body: 1.5 mm. Door: 2 mm. AISI 304L pre-grained stainless steel. Mounting plate: 2 mm galvanized steel.

Body: Monoblock body, folded and seam welded. The top of the body is equipped with a sloping roof at an angle of 30° toward the front, ending with a 30 mm overhang to avoid any draining liquids from dripping onto the gasket and the door.

Door: Folded with a sloping angle of 8° on all sides. Surface mounted with 120° opening. Concealed zinc plated steel hinges with captive pin. Can be mounted to give left- or right-hand opening (machining is not required).

Internal hinge: The door hinge is specially designed to be concealed inside the enclosure once the door is closed to avoid dirt from accumulating, making the enclosure easy to clean.

Gasket: A one piece removable blue silicone gasket with molded corners ensures proper sealing, and makes removing and replacing it faster and easier for cleaning and replacement operations. The silicone is FDA 21 CFR 177.2600 compliant.

Lock: HD lock made of stainless steel AISI 316L with blue silicone gasket, the lock conforms with norm DIN EN 1672-2:2009.

Mounting plate: Fixed onto M8 studs welded on the rear of the enclosure. All sides from 800 mm and above are strengthened by folded edges. The mounting plate is marked vertically at 10 mm intervals for easy horizontal positioning of equipment.

Cable access: No gland openings as standard to avoid hygiene risks.

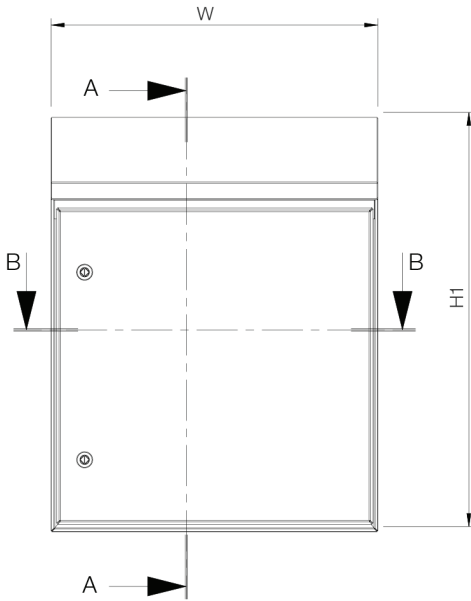
Protection: Corresponds with IP 66/69 | TYPE 4X, 12, 13 | IK08.

Finish: 400 Pre-grained stainless steel, polished to Ra < 0.8 µm.

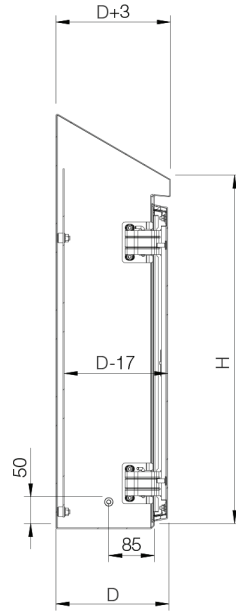
Delivery: Enclosure with door, mounting plate, metallic key and mounting accessories.

Additional information: For accessories on the outside of the enclosure, please see our HD accessories section.

Front view

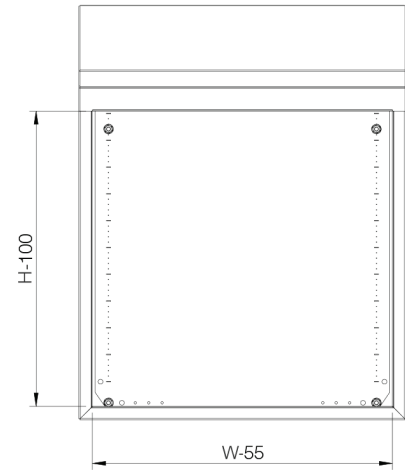


Sectional side view

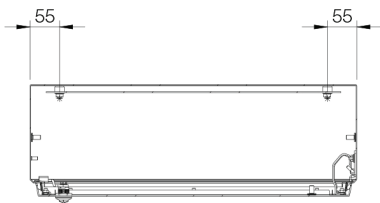


SECTION A-A

Inside enclosure view




Sectional top view

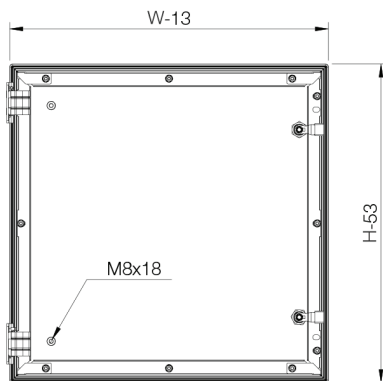


SECTION B-B

Mounting plate view



Inside door view



H	Total height with sloping roof	W	D	h	w	Item no.
350	442	220	155	350	160	HDW0442215
430	552	390	210	430	330	HDW0553921
430	552	810	210	430	750	HDW0558121
430	605	610	300	430	550	HDW0606130
550	672	510	210	550	450	HDW0675121
650	772	390	210	650	330	HDW0773921
650	772	610	210	650	550	HDW0776121
650	825	810	300	650	750	HDW0828130
1050	1225	810	300	1050	750	HDW1228130
1250	1425	810	300	1250	750	HDW1428130

HDW

Hygienic Design, Wall Mounted Enclosure



CONNECT AND PROTECT